

29th September 2017

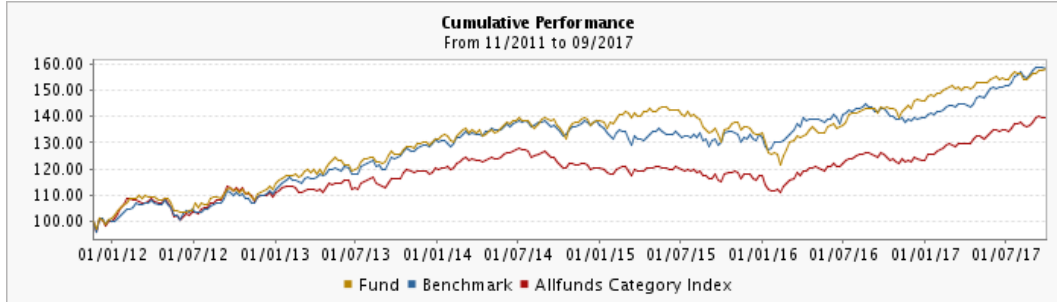
## Investment Objective

## Classification

Allfunds Category USA Multi-Asset - Balanced  
 European Fund Classification Multi-Asset United States Balanced USD

## Cumulative Performance

Benchmark 50% S&P 500 TR / 50% Bloomberg Barclays Global Treasury Index Euro Hedged

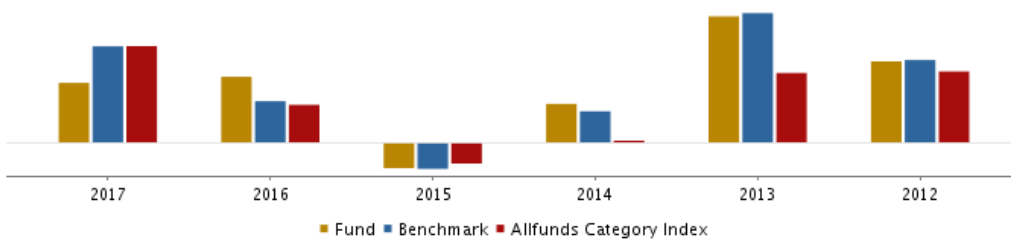


	Daily	Weekly	1 month	3 months	6 months	1 year	3 years	5 years	Inception
Fund	0.13 %	0.13 %	1.94 %	2.00 %	4.98 %	10.18 %	15.84 %	41.58 %	58.00 %
Benchmark	0.34 %	-0.40 %	0.16 %	4.03 %	9.01 %	10.54 %	17.03 %	43.46 %	58.04 %
Allfunds Category Index	0.18 %	-0.08 %	1.65 %	3.48 %	7.54 %	11.14 %	14.44 %	24.91 %	39.63 %

## Annualized Return

	2017 (YTD)	2016	2015	2014	2013	2012
Fund	8.22 %	9.04 %	-3.53 %	5.31 %	17.36 %	11.19 %
Benchmark	13.25 %	5.69 %	-3.63 %	4.29 %	17.82 %	11.37 %
Allfunds Category Index	13.28 %	5.20 %	-2.91 %	0.25 %	9.59 %	9.77 %

Annual Performance  
From 2012 to 2017



## Quarterly Performance

	2017	2016	2015	2014	2013	2012
Quarter 1	3.63 %	-0.60 %	1.37 %	1.67 %	6.59 %	8.42 %
Quarter 2	2.05 %	1.73 %	-0.21 %	3.43 %	-0.17 %	-4.75 %
Quarter 3	2.33 %	5.76 %	-7.34 %	-1.73 %	4.69 %	7.00 %
Quarter 4	-	1.96 %	2.92 %	1.91 %	5.36 %	0.63 %

## Statistics

Calculation period 3 years. Data calculated with daily values

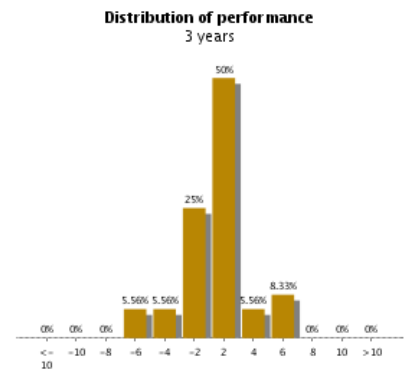
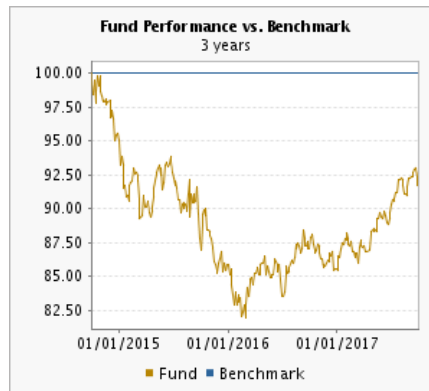
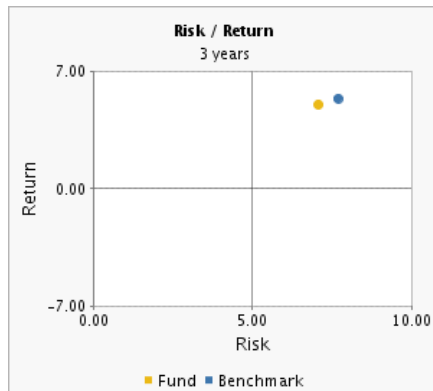
	Annualized Return	Volatility	Sharpe Ratio	Maximum Drawdown	Correlation	R2	Beta	Alpha	T.E.	Info Ratio	Jensen Alpha	Treynor Ratio
Fund	5.02 %	6.84 %	0.77	-15.19 %	0.19	0.04	0.17	4.11 %	9.27 %	-0.04	4.37 %	30.97
Benchmark	5.38 %	7.69 %	0.73	-8.44 %								

## Overview

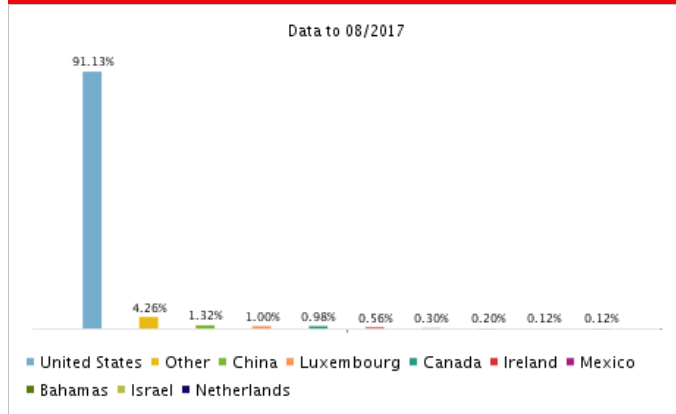
Fund Benchmark	N/A
Inception	18/11/2011
Code	
ISIN	LU0689472784
Currency	USD
Domicile	Luxembourg
UCI Name	ALLIANZ GLOBAL INVESTORS FUND
Legal Structure	SICAV
CNMV	-
UCITs	Yes
Minimum Investment	
Initial	0
Subsequent	0
Fees	
Management	1.25%
Distributions	-
Performance	-
OCF	(16/02/2017) 1.55%
Initial Max.	5.00%
Exit Max.	0.00%
AUM	
AUM Date	29/09/2017
Fund	16,726.7786 (mill.) EUR
Class	325.0126 (mill.) USD

29th September 2017

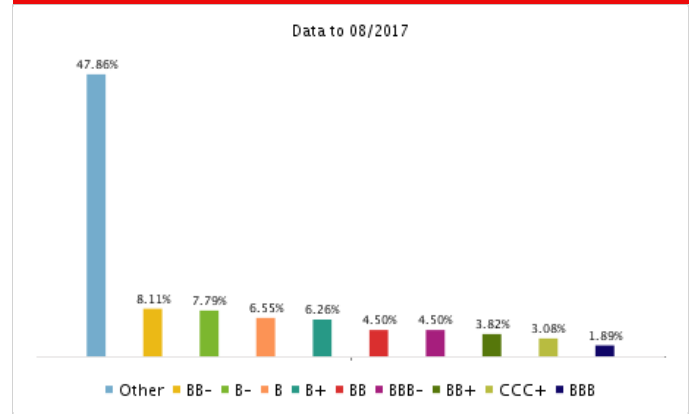
## Charts



## Geographic Breakdown



## Sector Breakdown



## Top ten holdings

Data to 08/2017

1. RECEIVABLE FOR INVESTMENTS SOLD USD	4.92%
2. COST OF CURRENCY (CASH) USD	4.29%
3. APPLE INC	1.13%
4. MICROSOFT CORP	1.13%
5. FACEBOOK INC-A	1.03%
6. VISA INC-CLASS A SHARES	0.92%
7. ALPHABET INC-CL A	0.91%
8. AMAZON.COM INC	0.88%
9. UNITEDHEALTH GROUP INC	0.85%
10. MICRON TECHNOLOGY INC G CONV FIX 3.000% 15.11.2043	0.84%

## Sources

**ALLIANZ GLOBAL INV (LU):** , UCI, Fund Benchmark, Inception, Dividends, Currency, ISIN, Initial Max., Exit Max., Annual Mgmt. Fee, Distribution Fee, Performance, Minimum initial, Minimum Subsequent, AUM (mill.), Investment Objective, Prices used to calculate Performance and Statistics, Risk, Portfolio Breakdown, Fund Name, Domicile, OCF.

**Allfunds Bank:** Fund Type, Allfunds Category, Comparative Benchmark selection, Returns, Statistics, Charts.

**Bloomberg:** Comparative Benchmark prices.

**European Fund Classification:** European Fund Classification.

However, we have not independently verified the information obtained from these sources and so do not guarantee that it is accurate, adequate or complete.

## Disclaimer

This document does not constitute a public offer of securities in the United Arab Emirates and is not intended to be a public offer. This document is for information and illustrative purposes only; it is not an offer or solicitation to buy or sell any investment. ADCB will not be held liable for the information provided in this document which has been obtained from and prepared by 3<sup>rd</sup> party sources. This document should be read in conjunction with the Fund Prospectus, TermSheet and Subscription Agreement. Information included in this document is based on past performance; current valuation may be higher or lower and Return on Investment and Principal Amount value will fluctuate. Past performance does not guarantee future results. Investment products are not bank deposits and are not guaranteed by ADCB, they are subject to investment risks, including possible loss of principal amount invested. This Fund is not intended for sale to US persons. Please refer to ADCB Terms & Conditions for Investment Services.