

29th September 2017

**Investment Objective**

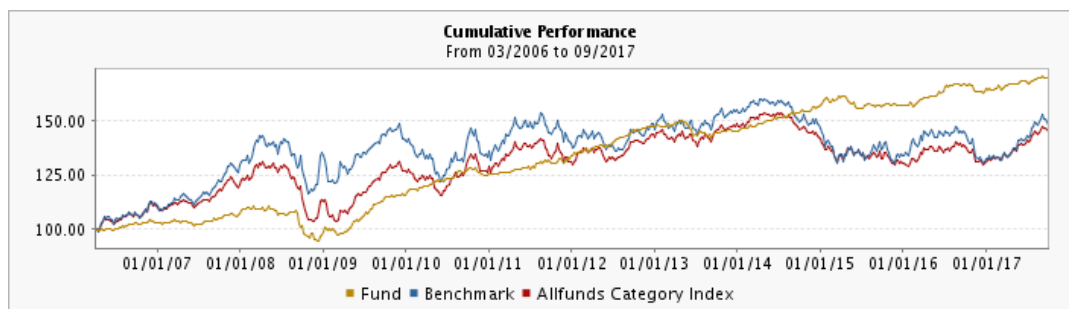
"The fund aims to prudently generate a total return through a combination of both income and capital growth. The fund invests primarily in a range of investment grade fixed income securities (which are loans that pay a fixed or variable rate of interest) issued by companies or governments from around the world. Securities will be priced in a range of global currencies. The investment advisor will choose securities with varying repayment dates based on its expectations for interest rate and exchange rate changes. The fund may invest substantially in emerging markets, which in investment terms are those economies that are still developing. Investment grade securities, as determined by international ratings agencies, whilst potentially producing a lower level of income than noninvestment grade securities, are also considered to be of lower risk. The fund may also invest up to 1% in securities which are rated lower than BBB but rated at least B by these same agencies."

**Classification**

**Allfunds Category** Global General F. I.  
**European Fund Classification** -

**Cumulative Performance**

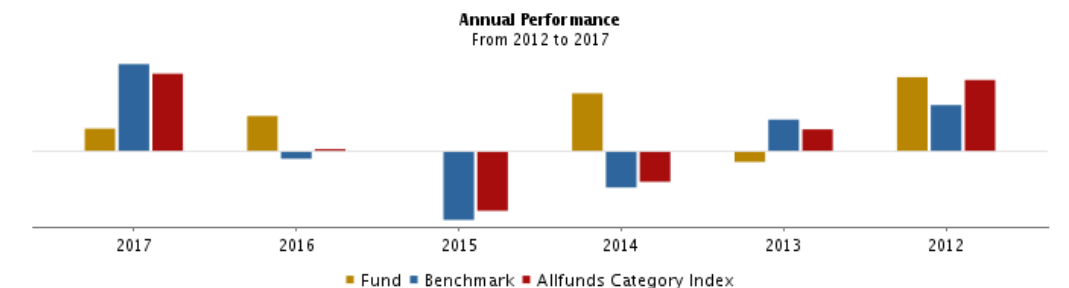
**Benchmark** Barclays Global Agg Government Total Return Index Value Hedged EUR



	Daily	Weekly	1 month	3 months	6 months	1 year	3 years	5 years	Inception
<b>Fund</b>	0.04 %	-0.04 %	-0.18 %	1.07 %	2.27 %	1.33 %	10.89 %	16.63 %	70.01 %
<b>Benchmark</b>	0.31 %	-1.50 %	-2.78 %	3.29 %	10.07 %	1.90 %	-1.44 %	2.43 %	48.48 %
<b>Allfunds Category Index</b>	0.15 %	-0.99 %	-0.96 %	2.97 %	8.20 %	4.35 %	-1.03 %	3.59 %	45.34 %

**Annualized Return**

	2017 (YTD)	2016	2015	2014	2013	2012
<b>Fund</b>	3.15 %	4.88 %	0.00 %	7.99 %	-1.42 %	10.20 %
<b>Benchmark</b>	11.99 %	-0.98 %	-9.36 %	-4.93 %	4.38 %	6.36 %
<b>Allfunds Category Index</b>	10.69 %	0.34 %	-8.11 %	-4.13 %	3.06 %	9.83 %



**Quarterly Performance**

	2017	2016	2015	2014	2013	2012
<b>Quarter 1</b>	0.94 %	2.32 %	2.48 %	1.87 %	0.92 %	2.59 %
<b>Quarter 2</b>	0.93 %	2.65 %	-3.03 %	2.21 %	-3.28 %	1.49 %
<b>Quarter 3</b>	1.25 %	1.54 %	0.40 %	1.35 %	0.43 %	4.52 %
<b>Quarter 4</b>	-	-1.66 %	0.24 %	2.34 %	0.56 %	1.27 %

**Statistics**

Calculation period 3 years. Data calculated with daily values

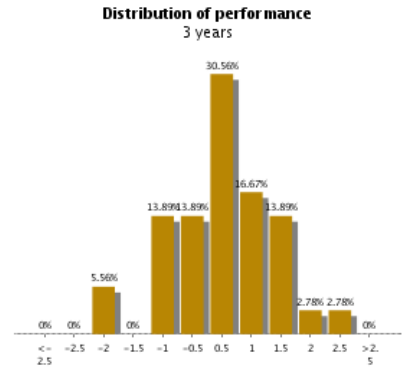
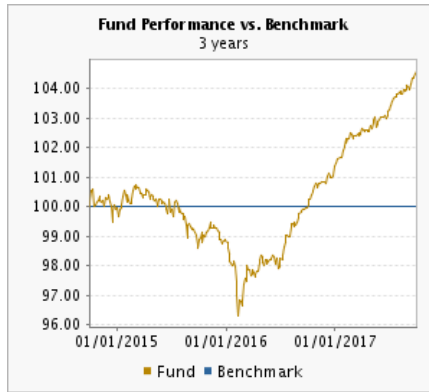
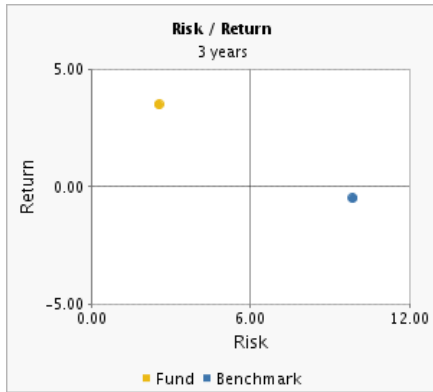
	Annualized Return	Volatility	Sharpe Ratio	Maximum Drawdown	Correlation	R2	Beta	Alpha	T.E.	Info Ratio	Jensen Alpha	Treynor Ratio
<b>Fund</b>	3.50 %	2.46 %	1.52	-3.71 %	0.13	0.02	0.03	3.52 %	9.84 %	0.40	3.68 %	111.02
<b>Benchmark</b>	-0.48 %	9.87 %	-0.03	-15.24 %								

**Overview**

<b>Fund Benchmark</b>	Bloomberg Barclays Global Aggregate (Euro Hedged) Index
<b>Inception</b>	31/03/2006
<b>Code</b>	
<b>ISIN</b>	IE00B11XZ210
<b>Currency</b>	
<b>Class E</b>	USD
<b>Domicile</b>	Ireland
<b>UCI Name</b>	PIMCO FUNDS: GLOBAL INVESTORS SERIES PLC
<b>Legal Structure</b>	SICAV
<b>CNMV</b>	-
<b>UCITs</b>	Yes
<b>Minimum Investment</b>	
<b>Initial</b>	1,000 USD
<b>Subsequent</b>	0 USD
<b>Fees</b>	
<b>Management</b>	1.39%
<b>Distributions</b>	-
<b>Performance</b>	-
<b>OCF</b>	(10/02/2017)
<b>Initial Max.</b>	1.39%
<b>Exit Max.</b>	5.00%
<b>Exit Max.</b>	0.00%
<b>AUM</b>	
<b>AUM Date</b>	-
<b>Fund</b>	-
<b>Class</b>	-

29th September 2017

Charts



Sources

**PIMCO GLOBAL ADVISORS (EUROPE) LTD (IE):** , UCI, Fund Benchmark, Inception, Dividends, Currency, ISIN, Initial Max., Exit Max., Annual Mgmt. Fee, Distribution Fee, Performance, Minimum initial, Minimum Subsequent, AUM (mill.), Investment Objective, Prices used to calculate Performance and Statistics, Risk, Portfolio Breakdown, Fund Name, Domicile, OCF.

**Allfunds Bank:** Fund Type, Allfunds Category, Comparative Benchmark selection, Returns, Statistics, Charts.

**Bloomberg:** Comparative Benchmark prices.

**European Fund Classification:** European Fund Classification.

However, we have not independently verified the information obtained from these sources and so do not guarantee that it is accurate, adequate or complete.

Disclaimer

This document does not constitute a public offer of securities in the United Arab Emirates and is not intended to be a public offer. This document is for information and illustrative purposes only; it is not an offer or solicitation to buy or sell any investment. ADCB will not be held liable for the information provided in this document which has been obtained from and prepared by 3<sup>rd</sup> party sources. This document should be read in conjunction with the Fund Prospectus, TermSheet and Subscription Agreement. Information included in this document is based on past performance; current valuation may be higher or lower and Return on Investment and Principal Amount value will fluctuate. Past performance does not guarantee future results. Investment products are not bank deposits and are not guaranteed by ADCB, they are subject to investment risks, including possible loss of principal amount invested. This Fund is not intended for sale to US persons. Please refer to ADCB Terms & Conditions for Investment Services.