

# T ROWE PRICE US BLUE CHIP EQUITY "A" ACC



29th September 2017

## Investment Objective

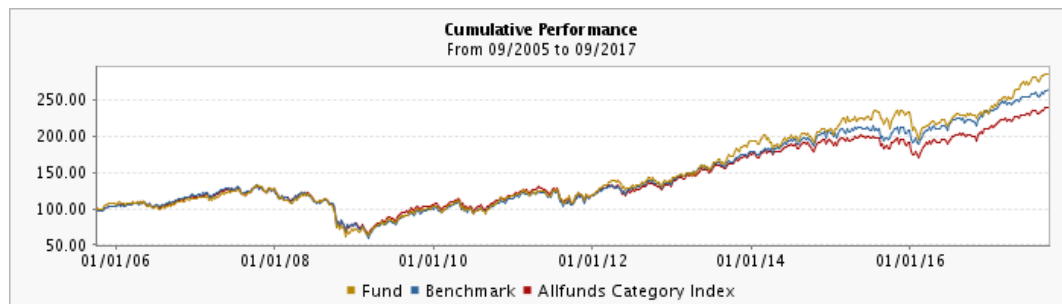
To increase the value of its shares, over the long term, through growth in the value of its investments. The fund invests mainly in a diversified portfolio of stocks of large and medium sized "blue chip" companies in the United States. The fund may use derivatives for hedging and efficient portfolio management. Income in the share class is distributed to investors. Investors can sell shares of the fund during any business day in Luxembourg.

## Classification

**Allfunds Category** USA General Eq.  
**European Fund Classification** Equity United States

## Cumulative Performance

**Benchmark** S&P 500 TR

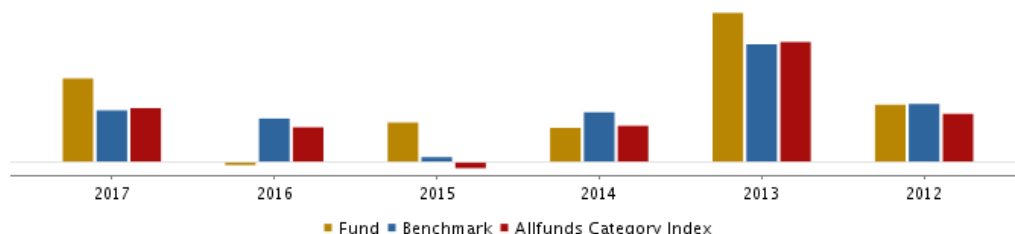


	Daily	Weekly	1 month	3 months	6 months	1 year	3 years	5 years	last 12 years
<b>Fund</b>	0.47 %	0.02 %	2.67 %	4.50 %	12.74 %	23.29 %	42.95 %	104.45 %	184.59 %
<b>Benchmark</b>	0.37 %	0.72 %	3.15 %	4.65 %	7.78 %	19.56 %	35.70 %	94.44 %	164.55 %
<b>Allfunds Category Index</b>	0.20 %	0.52 %	3.29 %	4.28 %	8.31 %	19.08 %	28.47 %	79.74 %	140.14 %

## Annualized Return

	2017 (YTD)	2016	2015	2014	2013	2012
<b>Fund</b>	22.99 %	-0.81 %	10.87 %	9.40 %	41.02 %	15.77 %
<b>Benchmark</b>	14.24 %	11.96 %	1.38 %	13.69 %	32.39 %	16.00 %
<b>Allfunds Category Index</b>	14.86 %	9.55 %	-1.64 %	10.00 %	33.03 %	13.29 %

**Annual Performance**  
From 2012 to 2017



## Quarterly Performance

	2017	2016	2015	2014	2013	2012
<b>Quarter 1</b>	9.37 %	-6.55 %	5.45 %	-0.48 %	9.49 %	17.80 %
<b>Quarter 2</b>	7.12 %	-1.36 %	-0.25 %	3.16 %	3.44 %	-6.34 %
<b>Quarter 3</b>	4.98 %	6.45 %	-5.12 %	1.10 %	11.03 %	7.09 %
<b>Quarter 4</b>	-	1.08 %	11.09 %	5.39 %	12.15 %	-2.02 %

## Statistics

Calculation period 3 years. Data calculated with daily values

	Annualized Return	Volatility	Sharpe Ratio	Maximum Drawdown	Correlation	R2	Beta	Alpha	T.E.	Info Ratio	Jensen Alpha	Treynor Ratio
<b>Fund</b>	12.64 %	14.97 %	0.86	-18.41 %	0.41	0.17	0.48	7.54 %	15.22 %	0.13	7.84 %	27.00
<b>Benchmark</b>	10.70 %	12.81 %	0.85	-12.96 %								

## Overview

**Fund Benchmark** S&P 500 Index

**Inception** 05/02/2003

**Code**  
**ISIN** LU0133085943

**Currency**  
**Class A** USD

**Domicile** Luxembourg

**UCI**  
**Name** T. ROWE PRICE FUNDS SICAV  
**Legal Structure** SICAV  
**CNMV** -

**UCITs** Yes

**Minimum Investment**  
**Initial** 15,000 USD  
**Subsequent** 100 USD

**Fees**  
**Management** 1.50%  
**Distributions** -  
**Performance** -  
**OCF** (28/04/2017) 1.61%  
**Initial Max.** 5.00%  
**Exit Max.** 0.00%

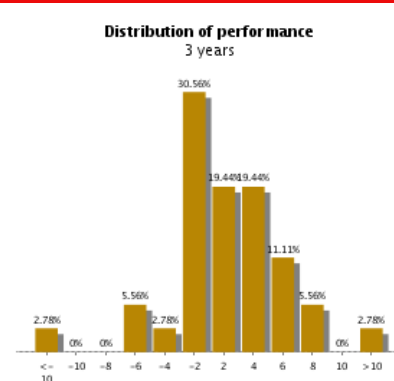
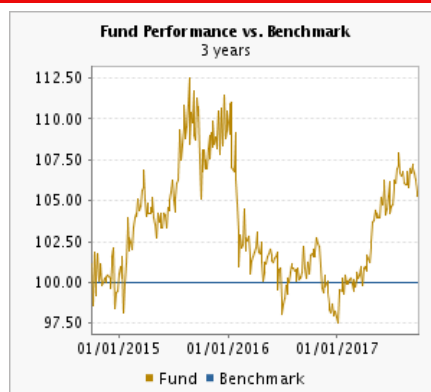
**AUM**  
**AUM Date** -  
**Fund** -  
**Class** -

# T ROWE PRICE US BLUE CHIP EQUITY "A" ACC



29th September 2017

## Charts



## Sources

**T ROWE PRICE GLOBAL INV SERVICES LTD (LU):** , UCI, Fund Benchmark, Inception, Dividends, Currency, ISIN, Initial Max., Exit Max., Annual Mgmt. Fee, Distribution Fee, Performance, Minimum initial, Minimum Subsequent, AUM (mill.), Investment Objective, Prices used to calculate Performance and Statistics, Risk, Portfolio Breakdown, Fund Name, Domicile, OCF.

**Allfunds Bank:** Fund Type, Allfunds Category, Comparative Benchmark selection, Returns, Statistics, Charts.

**Bloomberg:** Comparative Benchmark prices.

**European Fund Classification:** European Fund Classification.

However, we have not independently verified the information obtained from these sources and so do not guarantee that it is accurate, adequate or complete.

## Disclaimer

This document does not constitute a public offer of securities in the United Arab Emirates and is not intended to be a public offer. This document is for information and illustrative purposes only; it is not an offer or solicitation to buy or sell any investment. ADCB will not be held liable for the information provided in this document which has been obtained from and prepared by 3<sup>rd</sup> party sources. This document should be read in conjunction with the Fund Prospectus, TermSheet and Subscription Agreement. Information included in this document is based on past performance; current valuation may be higher or lower and Return on Investment and Principal Amount value will fluctuate. Past performance does not guarantee future results. Investment products are not bank deposits and are not guaranteed by ADCB, they are subject to investment risks, including possible loss of principal amount invested. This Fund is not intended for sale to US persons. Please refer to ADCB Terms & Conditions for Investment Services.